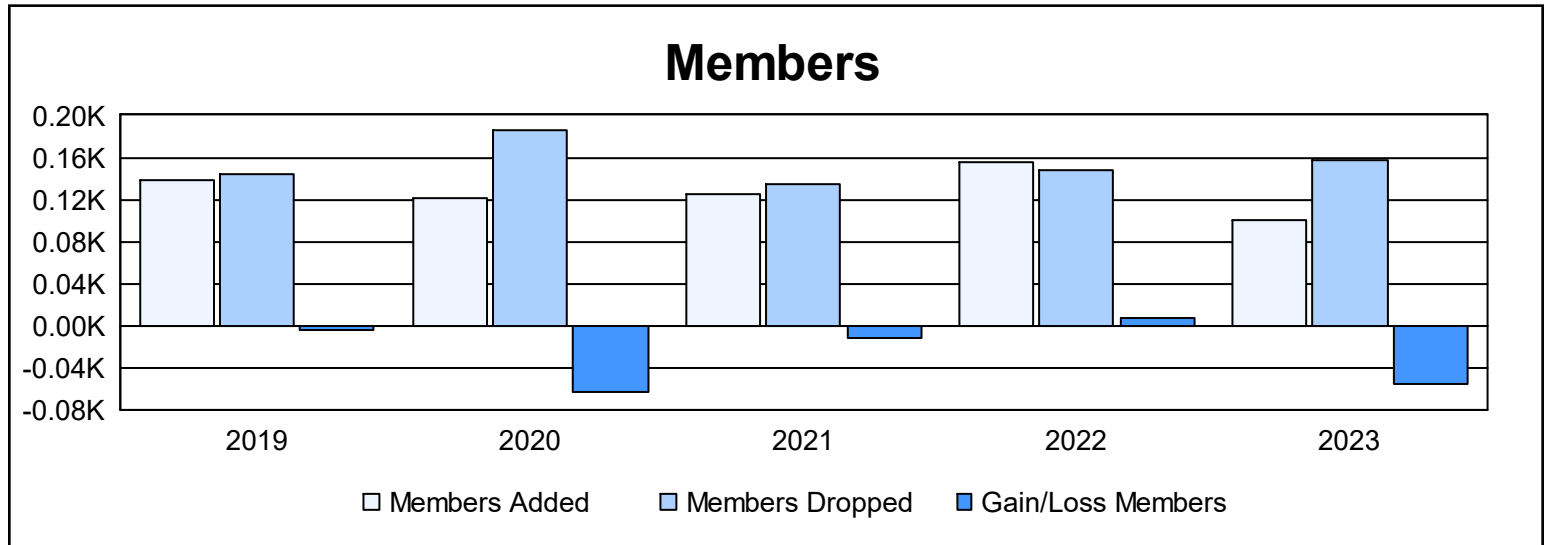
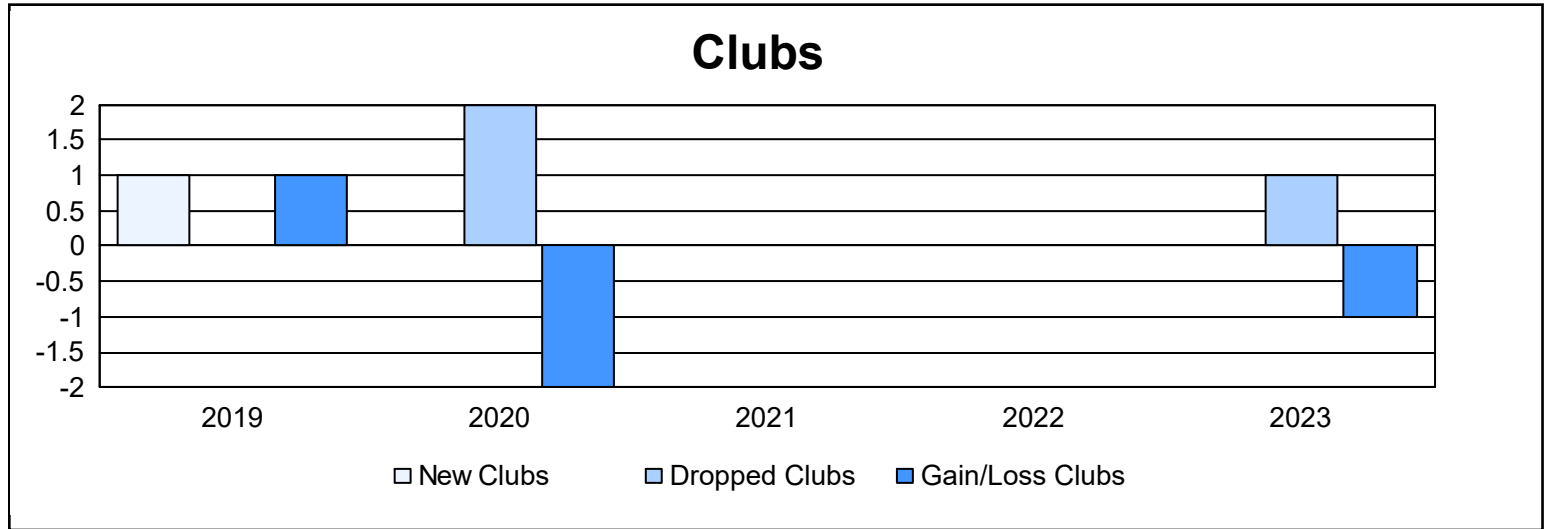
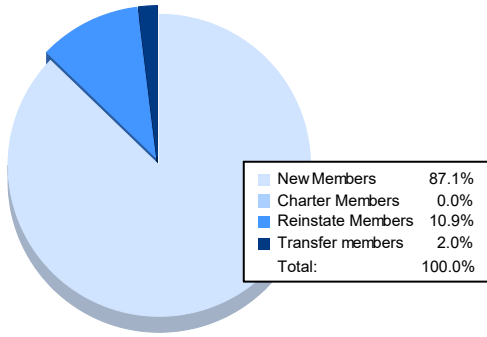


| Year | New Clubs | Dropped Clubs | Gain/ Loss Clubs | New Members | Charter Members | Reinstate Members | Transfer Members | Total Member Added | Total Members Dropped | Gain/ Loss Members |
|----------------|-----------|---------------|------------------|-------------|-----------------|-------------------|------------------|--------------------|-----------------------|--------------------|
| 2018-2019 | 1 | 0 | 1 | 105 | 23 | 5 | 6 | 139 | 143 | -4 |
| 2019-2020 | 0 | 2 | -2 | 107 | 3 | 5 | 6 | 121 | 185 | -64 |
| 2020-2021 | 0 | 0 | 0 | 113 | 1 | 5 | 5 | 124 | 135 | -11 |
| 2021-2022 | 0 | 0 | 0 | 149 | 2 | 2 | 3 | 156 | 148 | 8 |
| 2022-2023 | 0 | 1 | -1 | 88 | 0 | 11 | 2 | 101 | 157 | -56 |
| Average | 0 | 1 | 0 | 112 | 6 | 6 | 4 | 128 | 154 | -25 |



Membership Composition June 2023 Cumulative



Gender Composition June 2023 Cumulative

